



FACULTY OF NURSING

Newborn care



Preeti shukla
Lecturer, Department of OBG
RCN, Kanpur

INTRODUCTION

- Essential care of the normal healthy neonates can be best provided by the mothers under supervision of nursing personnel or basic/primary health care providers.
- About 80% of the newborn babies should be kept with their mothers rather than in a separate nursery.



The 1st 24 hours of Life

The **first 24 hours** of life is a very significant and a highly vulnerable time due to critical transition from intrauterine to extrauterine life




Immediate Care of the Newborn

- **A**irway
- **B**reathing
- **T**emperature

Airway & Breathing

- Suction **gently & quickly** using bulb syringe or suction catheter
- Starts in the **mouth** then, the **nose** to prevent aspiration





Airway & Breathing

- Stimulate **crying** by rubbing
- Position properly- **side lying / modified t-berg**
- Provide **oxygen** when necessary



Temperature

- Dry immediately
- Place in infant warmer or use droplight
- Wrap warmly



APGAR Scoring

- Standardized evaluation of the newborn
- Perform 1 minute and 5 minutes after birth
- Involves (5) indicators:
 1. Activity
 2. Pulse
 3. Grimace
 4. Appearance
 5. Respirations

Care of the Newborn in the Nursery



Components

- Anthropometric Measurements
- Bathing – Oil bath/ warm water bath
- Cord Care
- Dressing/ Wrapping - mummified
- Eye prophylaxis – Crede's
- Foot printing / Identification
- Get APGAR score – 1 & 5 mins
- HR, RR, Temp, BP
- Injection of Vitamin K

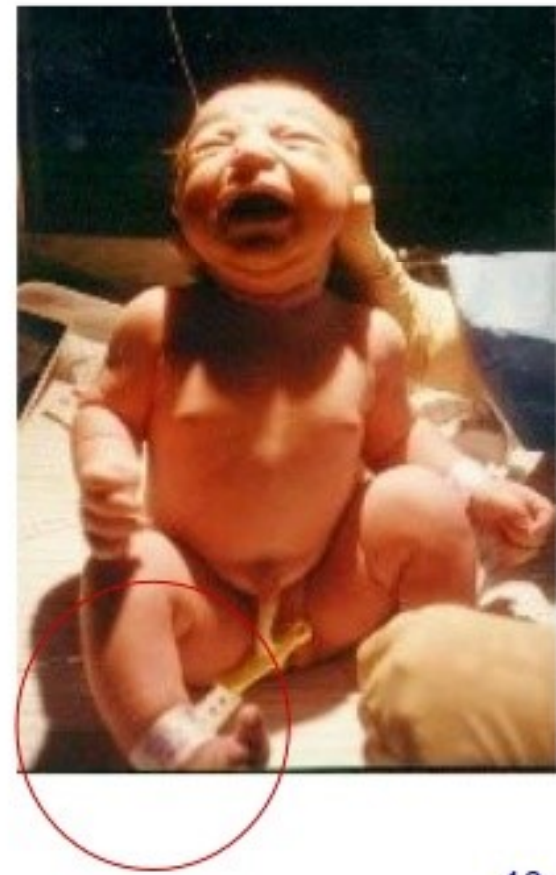
Components

1. Proper identification –tag/bracelet
2. Oil bath/ Warm water bath
3. Cord Care/ Dressing
4. Measurements
 1. Weight
 2. Anthropometric measurements

1. Crede's Prophylaxis
2. Vitamin K Administration
3. Foot printing/ marking
4. Vital signs
5. Dressing/ wrapping

Proper Identification

- After delivery, gender should be determined
- Pertinent records should be completed including the ID bracelet
- Before transferring to nursery, ID tag should be applied.

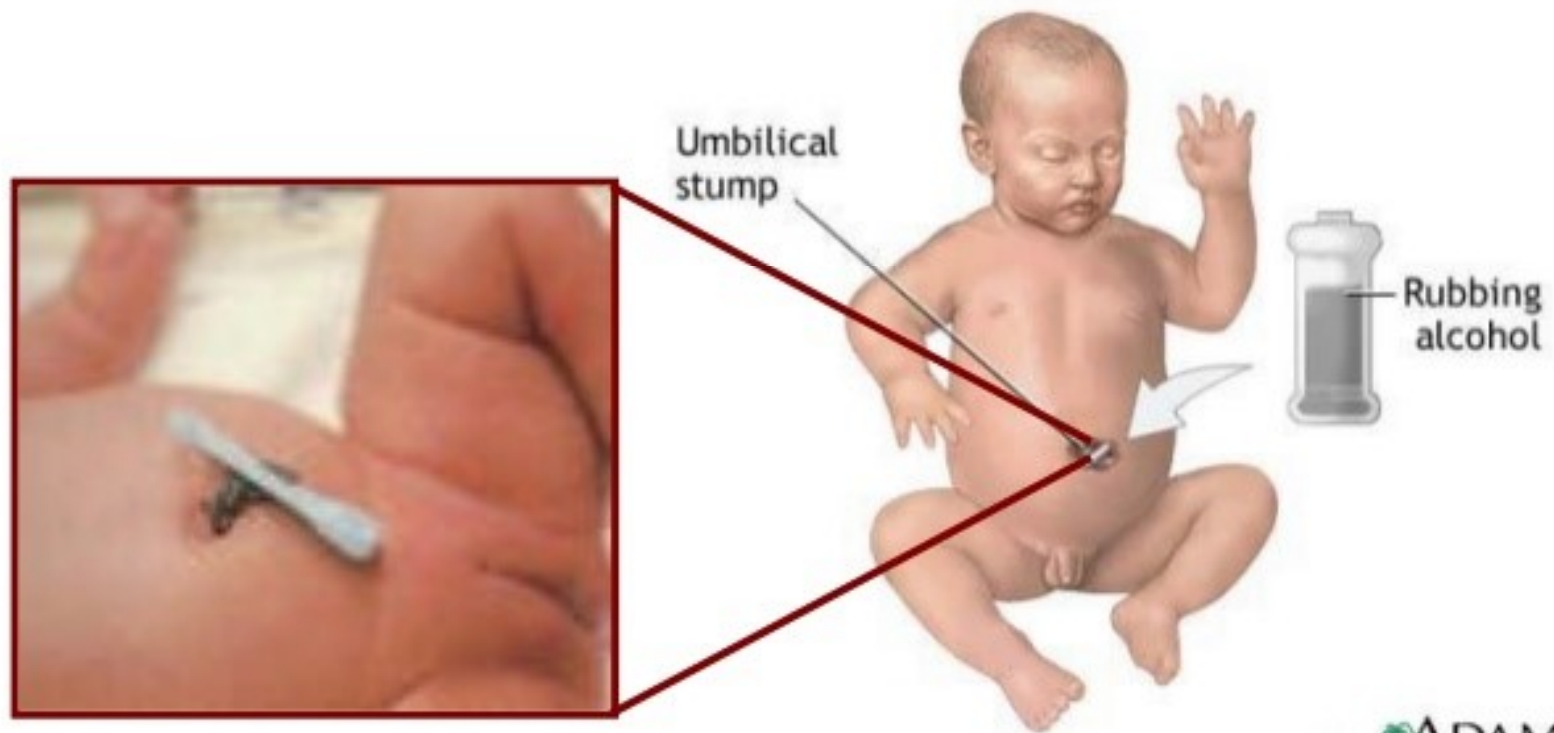


Bathing



- Oil bath or complete warm water bath
- From cleanest to dirtiest part
- DO NOT remove vernix caseosa vigorously

Cord Care



Weight/ Anthropometric Measurements





Crede's Prophylaxis



Vitamin K Administration



Foot Printing

MARIE WOMENS HOSPITAL
Pittsburgh, PA

NEWBORN IDENTIFICATION


Hollister

NEWBORN NAME: *Rowan* SEX: *boy*

DATE OF BIRTH: *5/19/12* TIME OF BIRTH: *5:48 am*

REGISTERED NURSE: *C. Crowley RN*

TO BE COMPLETED BY DELIVERY ROOM



Vital Signs



adam.com



Dressing/ Wrapping



- “Mummy”
- Wrap in warm blanket
- Cover head with stockinette cap

Daily Care

1. Nutrition/ Feeding
2. Elimination
3. Weight
4. Bathing & Hygiene/
Grooming
5. Obtain vital signs
6. Rooming-in
7. Note for any
abnormalities



NEWBORN ASSESSMENT



Assessment of the newborn is essential to ensure a successful transition

ADAM.





Major Time Frames

1. Immediately after birth
2. Within the 1st 4 hours after birth
3. Prior to discharge

APGAR Scoring System

A ctivity/ Muscle Tone

P ulse/ Heart Rate

G rimace/ Reflex Irritability/ Responsiveness

A ppearance/ Skin Color

R espiration/ Breathing

1

2

3

4

5



General Guidelines

- Keep warm during examination
- From general to specific
- Least disturbing first
- Document ALL abnormal findings & provide nursing care



thank
you